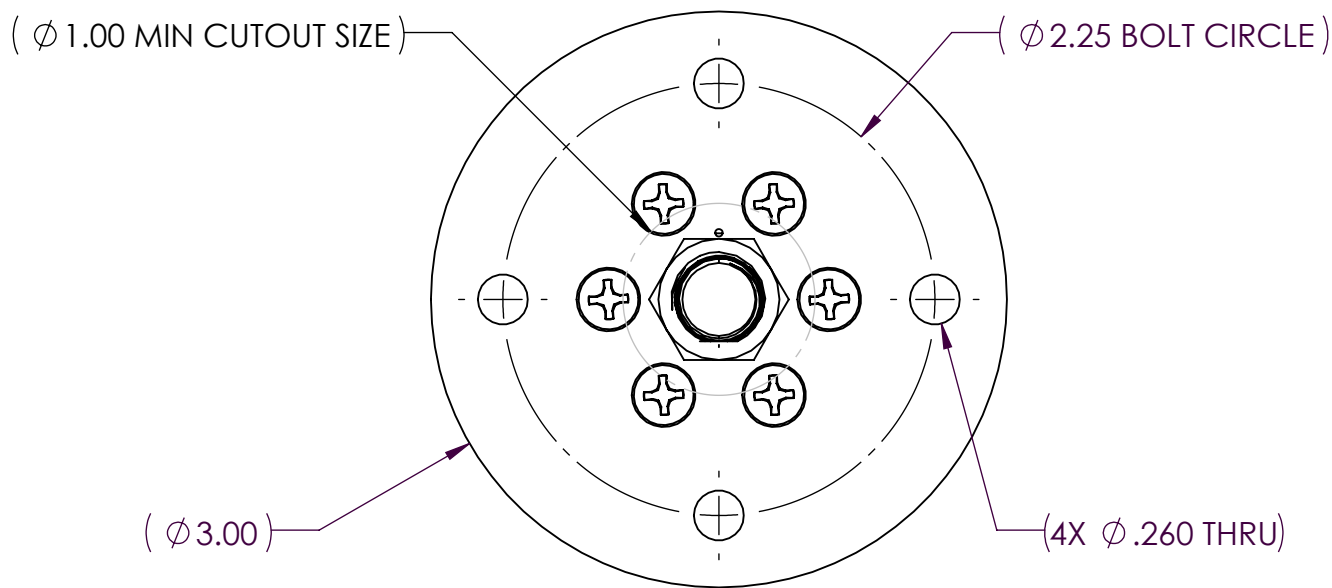
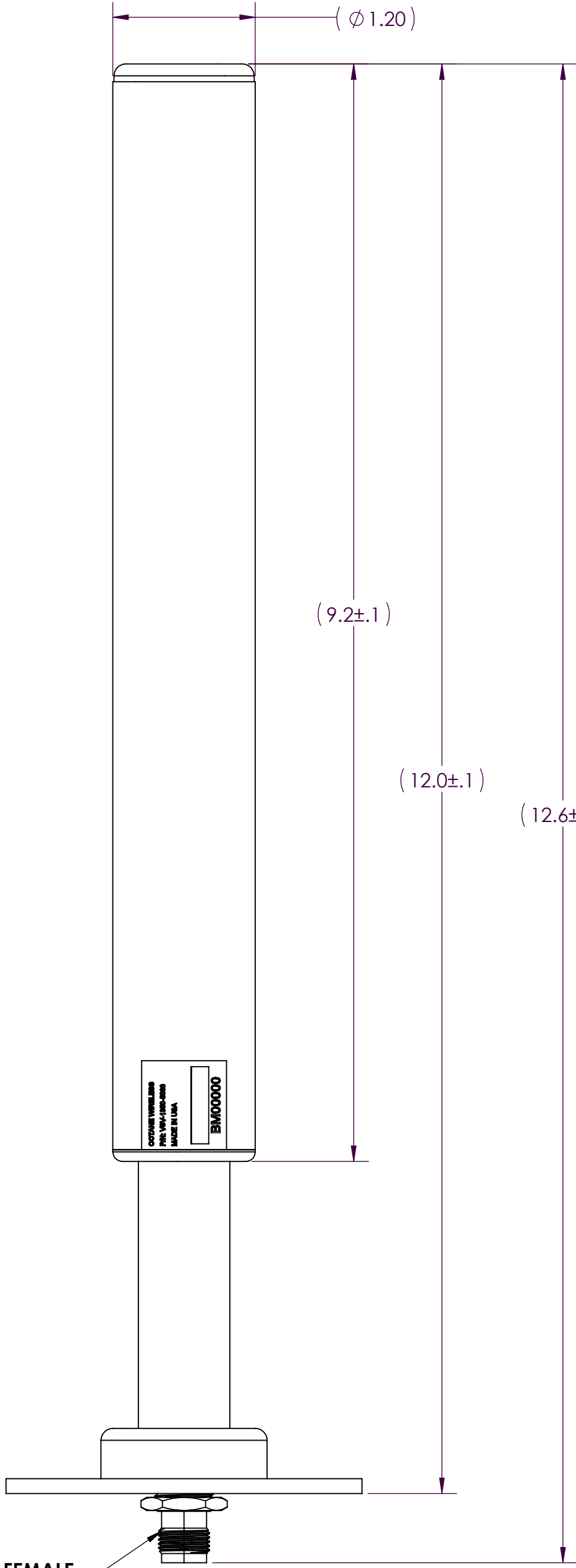


NOTES:

1. OCTANE P/N: 103969 -001
2. TRACEABILITY: OCTANE S/N
3. ALL DIMENSIONS IN PARENTHESES () ARE REFERENCE ONLY.
6. PART MARKING: OCTANE MODEL NUMBER LABEL
5. FREQUENCY RANGE: 1350-5000 MHz
6. WEIGHT: 12 OZ




BOTTOM VIEW



TNC CONNECTOR, FEMALE

FRONT VIEW

REVISIONS				
ZONE	REV.	DESCRIPTION	DATE	APPROVED
N/A	A	INITIAL RELEASE	04/26/24	DJD



ISO VIEW

THIRD ANGLE PROJECTION

PROPRIETARY AND CONFIDENTIAL
THE INFORMATION CONTAINED IN THIS DRAWING IS THE SOLE PROPERTY OF OCTANE WIRELESS. ANY REPRODUCTION IN PART OR AS A WHOLE WITHOUT THE WRITTEN PERMISSION OF OCTANE WIRELESS IS PROHIBITED.

UNLESS OTHERWISE SPECIFIED:		NAME	DATE	OCTANE WIRELESS 1340 CHARWOOD ROAD, SUITE L HANOVER, MD 21076				
DIMENSIONS ARE IN INCHES		DRAWN	DJD	04/26/24	TITLE: ASSEMBLY, VEHICLE MOUNT SPRING ANTENNA, 1350-5000 MHZ, TRI-BAND, TNC FEMALE CONNECTOR			
TOLERANCES: TWO PLACE DECIMAL ±.010 THREE PLACE DECIMAL ±.005 ANGULAR ±1°		CHECKED	AR	04/26/24				
		ENG APPR.	DN	04/26/24				
		MFG APPR.	AF	04/26/24				
MATERIAL		COMMENTS:						
SEE NOTES								
FINISH					SIZE	DWG. NO. C VSV-1350-5000	REV A	
SEE NOTES								
DO NOT SCALE DRAWING					SHEET SCALE 1:1		SHEET 1 OF 1	