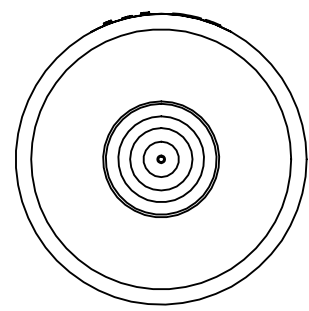
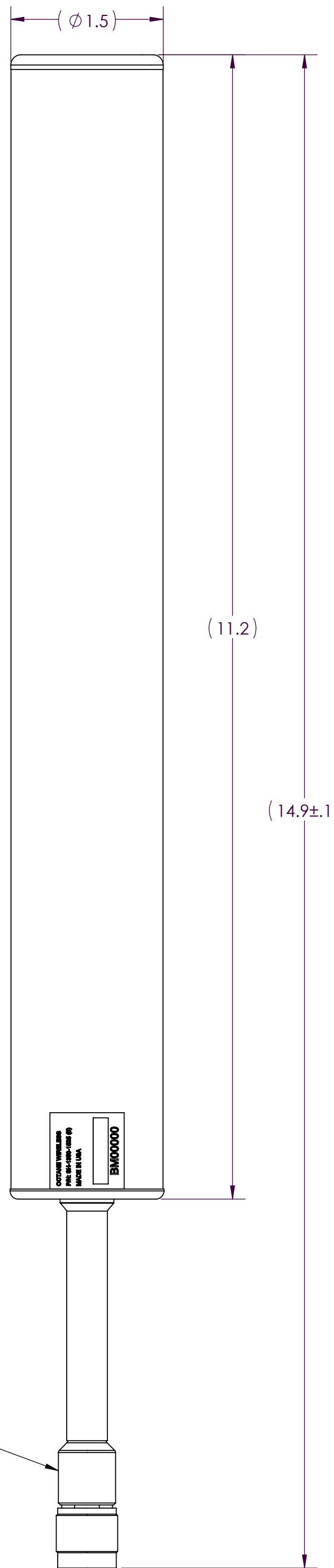


NOTES:

1. OCTANE P/N: 103920 -001
2. TRACEABILITY: OCTANE S/N
3. ALL DIMENSIONS IN PARENTHESES ( ) ARE REFERENCE ONLY.
4. PART MARKING: OCTANE MODEL NUMBER LABEL
5. FREQUENCY RANGE: 1350-1525 MHz
6. WEIGHT: 6.5 OZ




**BOTTOM VIEW**



**FRONT VIEW**

TNC CONNECTOR, MALE

REVISIONS				
ZONE	REV.	DESCRIPTION	DATE	APPROVED
N/A	X1	INITIAL RELEASE	11/10/2023	DJD
N/A	X2	ADD CONFIG -001 & -002	12/13/2023	DJD
N/A	A	INITIAL RELEASE	2/13/2024	DJD



**ISO VIEW**

THIRD ANGLE PROJECTION

PROPRIETARY AND CONFIDENTIAL  
THE INFORMATION CONTAINED IN THIS DRAWING IS THE SOLE PROPERTY OF OCTANE WIRELESS. ANY REPRODUCTION IN PART OR AS A WHOLE WITHOUT THE WRITTEN PERMISSION OF OCTANE WIRELESS IS PROHIBITED.

UNLESS OTHERWISE SPECIFIED:	NAME	DATE
DIMENSIONS ARE IN INCHES	DRAWN DJD	11/7/23
TOLERANCES:	CHECKED AR	11/7/23
TWO PLACE DECIMAL ±.010	ENG APPR. DN	11/7/23
THREE PLACE DECIMAL ±.005	MFG APPR. AF	11/7/23
ANGULAR ±1°	COMMENTS:	
MATERIAL		
SEE NOTES		
FINISH		
SEE NOTES		
DO NOT SCALE DRAWING		

OCTANE WIRELESS  
1340 CHARWOOD ROAD, SUITE L  
HANOVER, MD 21076

TITLE:  
**ASSEMBLY, SPRING ANTENNA,  
1350-1525 MHZ, 5 dBi, HP, TNC  
MALE CONNECTOR**

SIZE	DWG. NO.	REV
<b>C</b>	<b>SH-1350-1525(5)</b>	<b>A</b>

SHEET SCALE 1:2 SHEET 1 OF 1