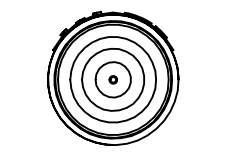


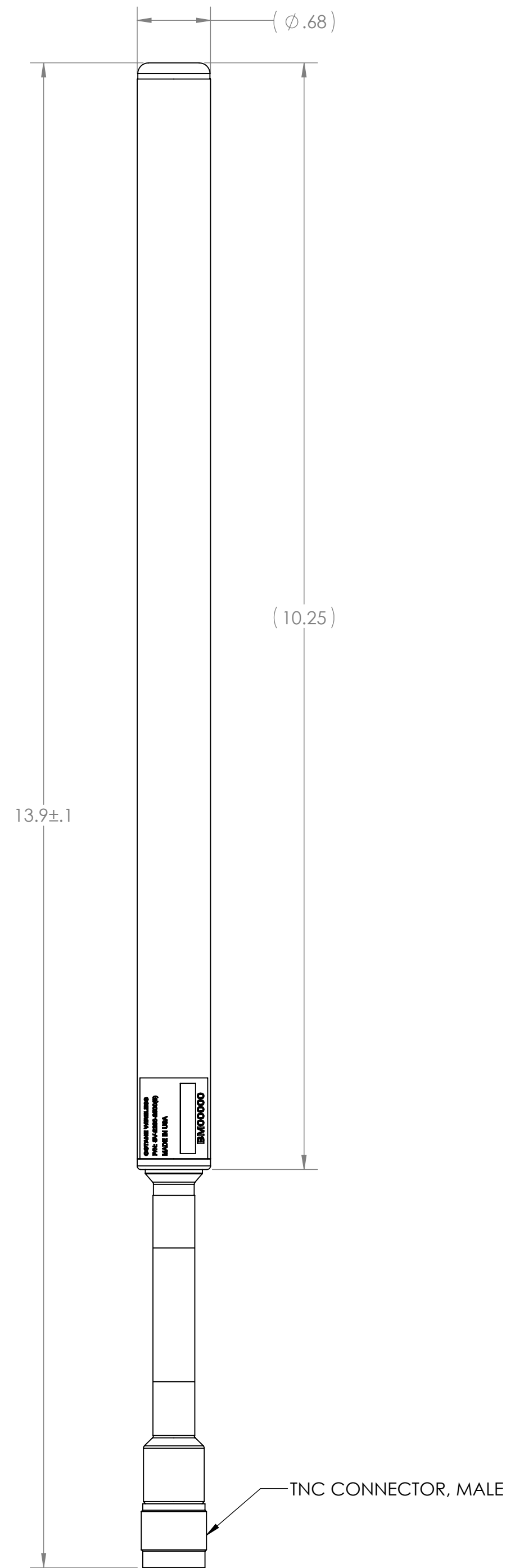
NOTES:

1. OCTANE P/N: 103509
2. TRACEABILITY: OCTANE S/N
3. ALL DIMENSIONS IN PARENTHESES () ARE REFERENCE ONLY.
6. PART MARKING: OCTANE MODEL NUMBER LABEL
5. FREQUENCY RANGE: 2200-2500 MHz
6. WEIGHT: 2.7 OZ

REVISIONS				
ZONE	REV.	DESCRIPTION	DATE	APPROVED
N/A	A	INITIAL RELEASE	4/9/2021	BZG
N/A	B	DWG UPDATE	1/4/2022	CLQ




BOTTOM VIEW



FRONT VIEW

TNC CONNECTOR, MALE



ISO VIEW

THIRD ANGLE PROJECTION

PROPRIETARY AND CONFIDENTIAL
THE INFORMATION CONTAINED IN THIS DRAWING IS THE SOLE PROPERTY OF OCTANE WIRELESS. ANY REPRODUCTION IN PART OR AS A WHOLE WITHOUT THE WRITTEN PERMISSION OF OCTANE WIRELESS IS PROHIBITED.

UNLESS OTHERWISE SPECIFIED:	NAME	DATE
DIMENSIONS ARE IN INCHES	DRAWN BZG	04/09/21
TOLERANCES:	CHECKED CLQ	01/04/22
TWO PLACE DECIMAL ±.010	ENG APPR. DN	04/09/21
THREE PLACE DECIMAL ±.005	MFG APPR. AF	04/09/21
ANGULAR ±1°	COMMENTS:	
MATERIAL	SEE NOTES	
FINISH	SEE NOTES	
DO NOT SCALE DRAWING		

OCTANE WIRELESS 1340 CHARWOOD ROAD, SUITE L HANOVER, MD 21076		
TITLE: ASSEMBLY, SPRING ANTENNA, 2200-2500 MHz, 6 dBi, VP, TNC MALE CONNECTOR		
SIZE	DWG. NO.	REV
C	SV-2200-2500(6)	B
SHEET SCALE 1:1		SHEET 1 OF 1