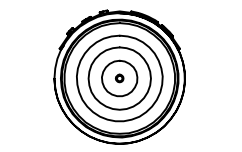



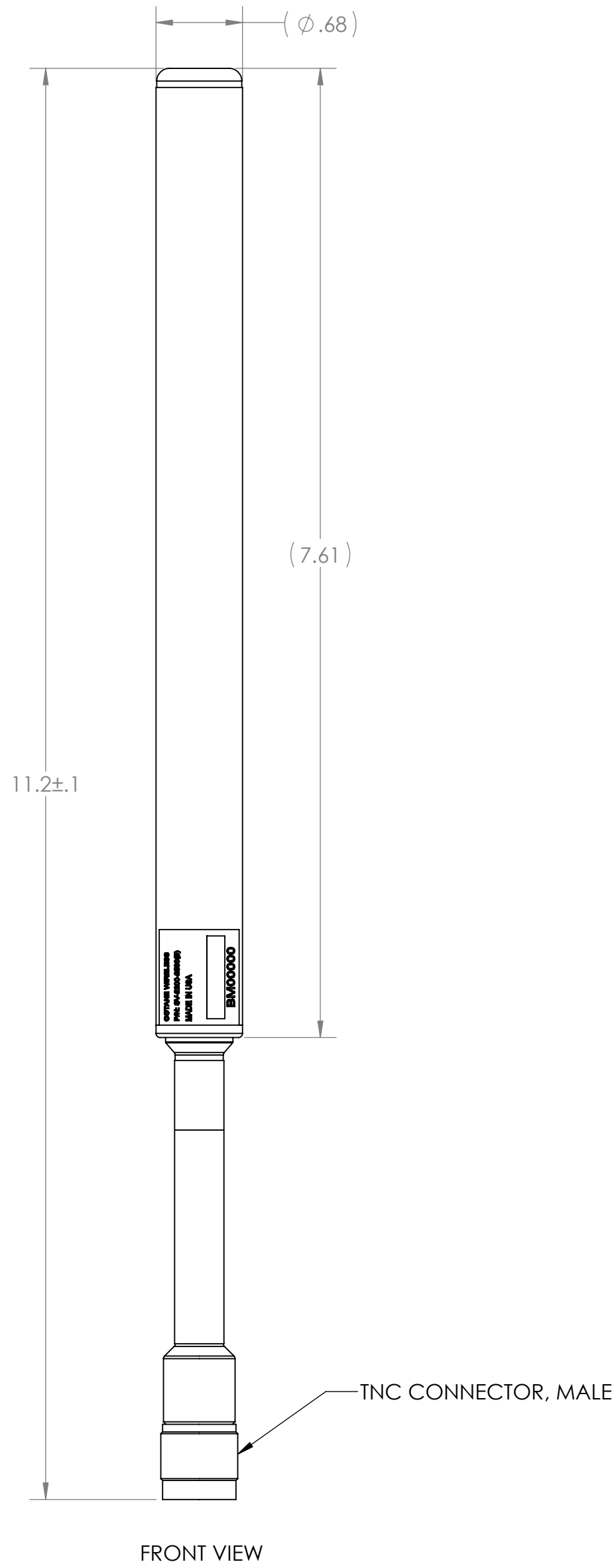
NOTES:

1. OCTANE P/N: 103037 -001
2. TRACEABILITY: OCTANE S/N
3. ALL DIMENSIONS IN PARENTHESES ( ) ARE REFERENCE ONLY.
4. PART MARKING: OCTANE MODEL NUMBER LABEL
5. FREQUENCY RANGE: 2200-2500 MHz
6. WEIGHT: 2.6 OZ

REVISIONS				
ZONE	REV.	DESCRIPTION	DATE	APPROVED
N/A	A	INITIAL RELEASE	4/26/2019	BZG
N/A	B	UPDATED CAP AND RADOME TO MATTE FINISH	5/3/2020	BZG
N/A	C	UPDATED TITLE FIELD	4/9/2021	BZG
N/A	E	DWG UPDATE, REVISION LEVEL MATCH	11/30/2021	BZG



BOTTOM VIEW



ISO VIEW

THIRD ANGLE PROJECTION

**PROPRIETARY AND CONFIDENTIAL**  
 THE INFORMATION CONTAINED IN THIS DRAWING IS THE SOLE PROPERTY OF OCTANE WIRELESS. ANY REPRODUCTION IN PART OR AS A WHOLE WITHOUT THE WRITTEN PERMISSION OF OCTANE WIRELESS IS PROHIBITED.

UNLESS OTHERWISE SPECIFIED:	NAME	DATE
DIMENSIONS ARE IN INCHES	DRAWN BZG	04/26/19
TOLERANCES:	CHECKED CLQ	11/30/21
TWO PLACE DECIMAL ±.010	ENG APPR. DN	11/30/21
THREE PLACE DECIMAL ±.005	MFG APPR. AF	11/30/21
ANGULAR ±1°	COMMENTS:	
MATERIAL	SEE NOTES	
FINISH	SEE NOTES	
DO NOT SCALE DRAWING		

OCTANE WIRELESS 1340 CHARWOOD ROAD, SUITE L HANOVER, MD 21076		
TITLE: ASSEMBLY, SPRING ANTENNA, 2200-2500 MHz, 5 dBi, VP, TNC MALE CONNECTOR		
SIZE	DWG. NO.	REV
<b>C</b>	<b>SV-2200-2500(5)</b>	<b>E</b>
SHEET SCALE 1:1		SHEET 1 OF 1