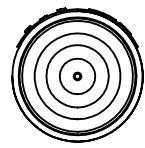


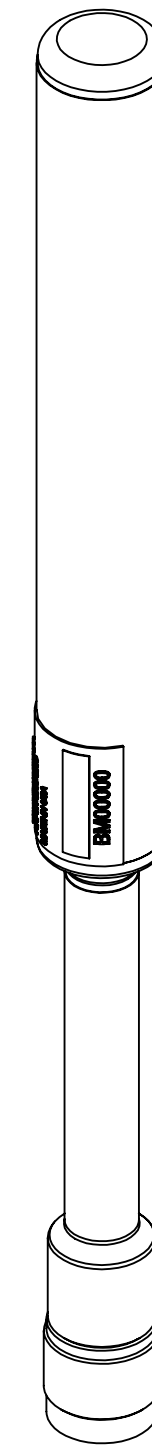
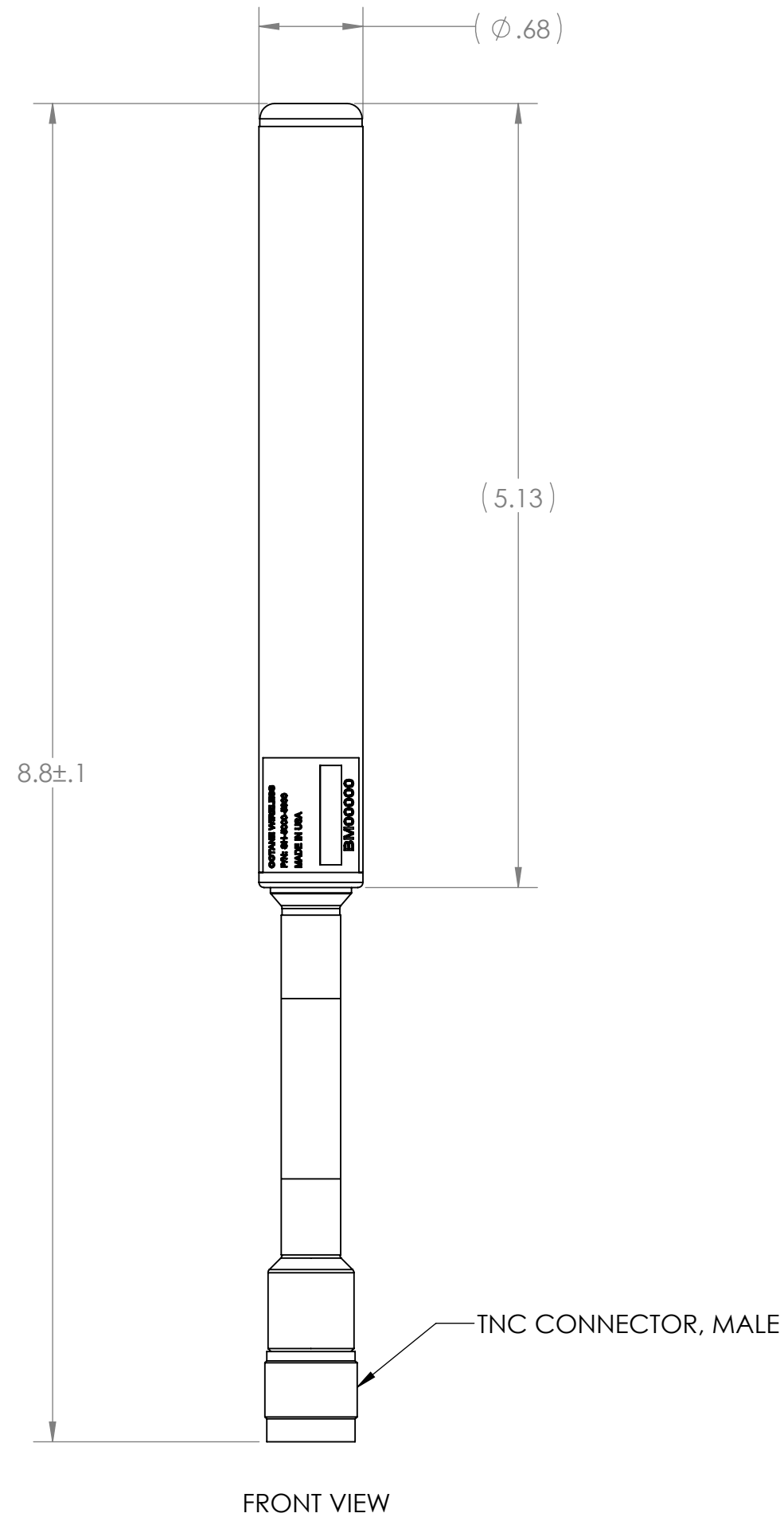
NOTES:

1. OCTANE P/N: 103192
2. TRACEABILITY: OCTANE S/N
3. ALL DIMENSIONS IN PARENTHESES () ARE REFERENCE ONLY.
4. PART MARKING: OCTANE MODEL NUMBER LABEL
5. FREQUENCY RANGE: 5000-5900 MHz
6. WEIGHT: 2.4 OZ

REVISIONS				
ZONE	REV.	DESCRIPTION	DATE	APPROVED
N/A	A	INITIAL RELEASE	10/2/2019	BZG
N/A	B	UPDATED CAP AND RADOME TO MATTE FINISH	5/3/2020	BZG
N/A	C	DWG UPDATE	11/19/2021	BZG



BOTTOM VIEW



ISO VIEW

THIRD ANGLE PROJECTION

PROPRIETARY AND CONFIDENTIAL
THE INFORMATION CONTAINED IN THIS DRAWING IS THE SOLE PROPERTY OF OCTANE WIRELESS. ANY REPRODUCTION IN PART OR AS A WHOLE WITHOUT THE WRITTEN PERMISSION OF OCTANE WIRELESS IS PROHIBITED.

UNLESS OTHERWISE SPECIFIED:		NAME	DATE
DIMENSIONS ARE IN INCHES		DRAWN	BZG 10/02/19
TOLERANCES:		CHECKED	CLQ 11/18/21
TWO PLACE DECIMAL ±.010		ENG APPR.	DN 11/18/21
THREE PLACE DECIMAL ±.005		MFG APPR.	AF 11/18/21
ANGULAR ±1°		COMMENTS:	
MATERIAL	SEE NOTES		
FINISH	SEE NOTES		
DO NOT SCALE DRAWING			

OCTANE WIRELESS 1340 CHARWOOD ROAD, SUITE L HANOVER, MD 21076		
TITLE: ASSEMBLY, SPRING ANTENNA, 5000-5900 MHz, HP, TNC MALE CONNECTOR		
SIZE	DWG. NO.	REV
C	SH-5000-5900	C
SHEET SCALE 1:1		SHEET 1 OF 1