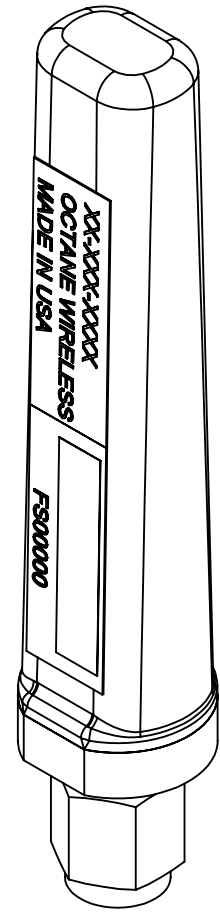


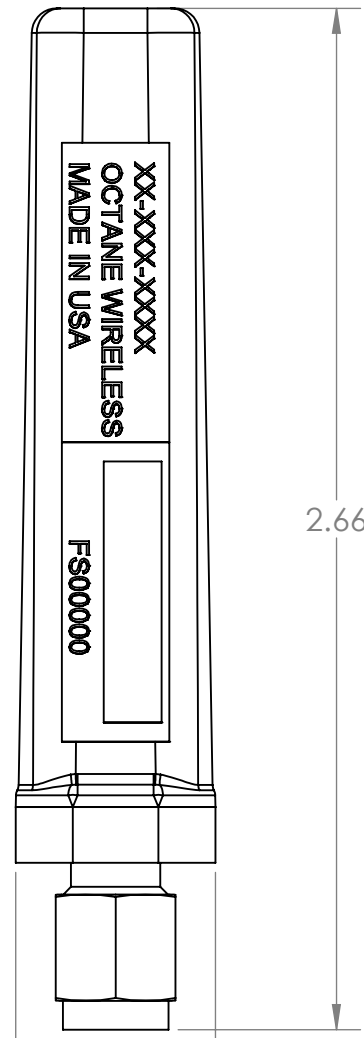
NOTES:

1. OCTANE P/N: 102505
2. TRACEABILITY: OCTANE S/N
3. ALL DIMENSIONS IN PARENTHESES ( ) ARE REFERENCE ONLY.
6. PART MARKING: OCTANE MODEL NUMBER LABEL
5. FREQUENCY RANGE: 700-3000 MHz
6. WEIGHT: 0.35 OZ


REVISIONS				
ZONE	REV.	DESCRIPTION	DATE	APPROVED
N/A	A-01	DWG RELEASE	7/13/2015	MSF
N/A	B	DWG UPDATE	05/11/2021	CLQ



ISO VIEW

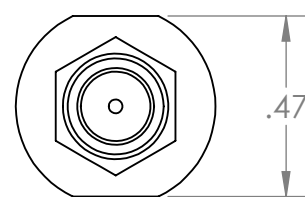


FRONT VIEW

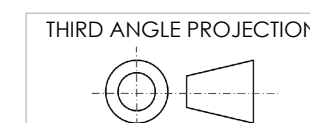


RIGHT VIEW

SMA CONNECTOR, MALE



BOTTOM VIEW



**THIRD ANGLE PROJECTION**  
 THE INFORMATION CONTAINED IN THIS DRAWING IS THE SOLE PROPERTY OF OCTANE WIRELESS. ANY REPRODUCTION IN PART OR AS A WHOLE WITHOUT THE WRITTEN PERMISSION OF OCTANE WIRELESS IS PROHIBITED.

UNLESS OTHERWISE SPECIFIED:	NAME	DATE
DIMENSIONS ARE IN INCHES	DRAWN JJ	05/14/19
TOLERANCES:	CHECKED CLQ	05/10/21
TWO PLACE DECIMAL ±.010	ENG APPR. DN	05/14/19
THREE PLACE DECIMAL ±.005	MFG APPR. AF	05/14/19
ANGULAR ±1°	COMMENTS:	
MATERIAL	SEE NOTES	
FINISH	SEE NOTES	
DO NOT SCALE DRAWING		

OCTANE WIRELESS 1340 CHARWOOD ROAD, SUITE L HANOVER, MD 21076		
TITLE: ASSEMBLY, STUB ANTENNA, 700-3000 MHz, SMA MALE CONNECTOR		
SIZE	DWG. NO.	REV
<b>C</b>	<b>SA-700-3000</b>	<b>B</b>
SHEET SCALE 2:1		SHEET 1 OF 1