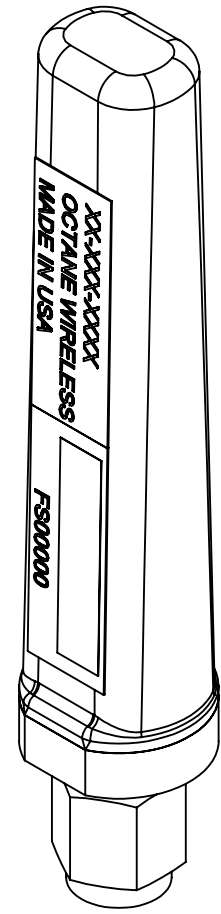


NOTES:

1. OCTANE P/N: 102871
2. TRACEABILITY: OCTANE S/N
3. ALL DIMENSIONS IN PARENTHESES () ARE REFERENCE ONLY.
6. PART MARKING: OCTANE MODEL NUMBER LABEL
5. FREQUENCY RANGE: 1755-2270 MHz
6. WEIGHT: 0.35 OZ

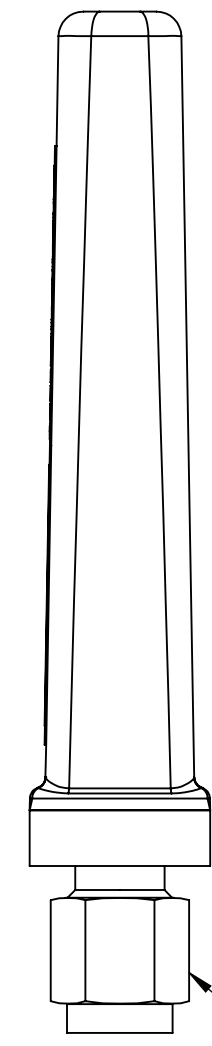
REVISIONS				
ZONE	REV.	DESCRIPTION	DATE	APPROVED
N/A	A	DWG RELEASE	4/10/2019	BZG
N/A	B	DWG UPDATE	5/10/2021	CLQ



ISO VIEW

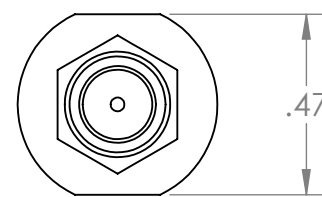


FRONT VIEW



RIGHT VIEW

SMA CONNECTOR, MALE



BOTTOM VIEW

THIRD ANGLE PROJECTION

PROPRIETARY AND CONFIDENTIAL
THE INFORMATION CONTAINED IN THIS DRAWING IS THE SOLE PROPERTY OF OCTANE WIRELESS. ANY REPRODUCTION IN PART OR AS A WHOLE WITHOUT THE WRITTEN PERMISSION OF OCTANE WIRELESS IS PROHIBITED.

UNLESS OTHERWISE SPECIFIED:	NAME	DATE
DIMENSIONS ARE IN INCHES	DRAWN BZG	05/24/19
TOLERANCES:	CHECKED CLQ	05/10/21
TWO PLACE DECIMAL ±.010	ENG APPR. DN	05/24/19
THREE PLACE DECIMAL ±.005	MFG APPR. AF	05/24/19
ANGULAR ±1°	COMMENTS:	
MATERIAL	SEE NOTES	
FINISH	SEE NOTES	
DO NOT SCALE DRAWING		

OCTANE WIRELESS 1340 CHARWOOD ROAD, SUITE L HANOVER, MD 21076		
TITLE: ASSEMBLY, STUB ANTENNA, 1755-2270 MHz, SMA MALE CONNECTOR		
SIZE	DWG. NO.	REV
C	SA-1755-2270	B
SHEET SCALE 2:1		SHEET 1 OF 1