


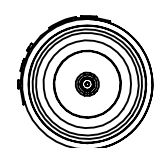
NOTES:

1. OCTANE P/N: 103072
2. TRACEABILITY: OCTANE S/N
3. ALL DIMENSIONS IN PARENTHESES () ARE REFERENCE ONLY.
6. PART MARKING: OCTANE MODEL NUMBER LABEL
5. FREQUENCY RANGE: 2200-2500 MHz
6. WEIGHT: 1.8 OZ




FRONT VIEW

TNC CONNECTOR, MALE



BOTTOM VIEW



ISO VIEW

REVISIONS				
ZONE	REV.	DESCRIPTION	DATE	APPROVED
N/A	A	INITIAL RELEASE	4/26/2019	BZG
N/A	B	UPDATED CAP AND RADOME TO MATTE FINISH	5/11/2020	BZG
N/A	C	DWG UPDATE	5/17/2021	BZG

THIRD ANGLE PROJECTION

PROPRIETARY AND CONFIDENTIAL
 THE INFORMATION CONTAINED IN THIS DRAWING IS THE SOLE PROPERTY OF OCTANE WIRELESS. ANY REPRODUCTION IN PART OR AS A WHOLE WITHOUT THE WRITTEN PERMISSION OF OCTANE WIRELESS IS PROHIBITED.

UNLESS OTHERWISE SPECIFIED:	NAME	DATE	OCTANE WIRELESS 1340 CHARWOOD ROAD, SUITE L HANOVER, MD 21076
DIMENSIONS ARE IN INCHES	DRAWN	BZG 05/28/2019	
TOLERANCES: TWO PLACE DECIMAL ±.010 THREE PLACE DECIMAL ±.005 ANGULAR ±1°	CHECKED		
MATERIAL	ENG APPR.		
SEE NOTES	MFG APPR.		COMMENTS:
FINISH	SEE NOTES		
DO NOT SCALE DRAWING			

TITLE:
**ASSEMBLY, FIXED ANTENNA,
 2200 - 2500 MHz (7), VP, TNC
 MALE CONNECTOR**

SIZE	DWG. NO.	REV
C	FV-2200-2500 (7)	C
SHEET SCALE 1:1		SHEET 1 OF 1