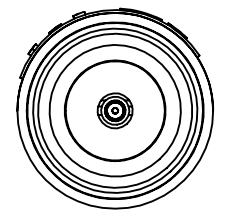



NOTES:

1. OCTANE P/N: 103070 -001
2. TRACEABILITY: OCTANE S/N
3. ALL DIMENSIONS IN PARENTHESES ( ) ARE REFERENCE ONLY.
4. PART MARKING: OCTANE MODEL NUMBER LABEL
5. FREQUENCY RANGE: 2200-2500 MHz
6. WEIGHT: 1.4 OZ

REVISIONS				
ZONE	REV.	DESCRIPTION	DATE	APPROVED
N/A	A	INITIAL RELEASE	4/26/2019	BZG
N/A	B	UPDATED CAP AND RADOME TO MATTE FINISH	5/11/2020	BZG
N/A	C	DWG UPDATE	12/21/2021	BZG




BOTTOM VIEW



FRONT VIEW

TNC CONNECTOR, MALE



ISO VIEW

THIRD ANGLE PROJECTION

**PROPRIETARY AND CONFIDENTIAL**  
 THE INFORMATION CONTAINED IN THIS DRAWING IS THE SOLE PROPERTY OF OCTANE WIRELESS. ANY REPRODUCTION IN PART OR AS A WHOLE WITHOUT THE WRITTEN PERMISSION OF OCTANE WIRELESS IS PROHIBITED.

UNLESS OTHERWISE SPECIFIED:		NAME	DATE
DIMENSIONS ARE IN INCHES		DRAWN	BZG 05/28/2019
TOLERANCES:		CHECKED	CLQ 12/21/2021
TWO PLACE DECIMAL ±.010		ENG APPR.	DN 12/21/2021
THREE PLACE DECIMAL ±.005		MFG APPR.	AF 12/21/2021
ANGULAR ±1°		COMMENTS:	
MATERIAL		SEE NOTES	
FINISH		SEE NOTES	
DO NOT SCALE DRAWING			

OCTANE WIRELESS  
 1340 CHARWOOD ROAD, SUITE L  
 HANOVER, MD 21076

TITLE:  
**ASSEMBLY, FIXED ANTENNA,  
 2200 - 2500 MHz, VP, 5 dBi, TNC  
 MALE CONNECTOR**

SIZE	DWG. NO.	REV
<b>C</b>	<b>FV-2200-2500(5)</b>	<b>C</b>

SHEET SCALE 3:2 SHEET 1 OF 1