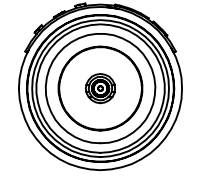



NOTES:

1. OCTANE P/N: 103313
2. TRACEABILITY: OCTANE S/N
3. ALL DIMENSIONS IN PARENTHESES () ARE REFERENCE ONLY.
4. PART MARKING: OCTANE MODEL NUMBER LABEL
5. FREQUENCY RANGE: 1350-1390 MHz
6. WEIGHT: 1.4 OZ


REVISIONS				
ZONE	REV.	DESCRIPTION	DATE	APPROVED
N/A	A	INITIAL RELEASE	4/26/2019	BZG
N/A	B	UPDATED CAP AND RADOME TO MATTE FINISH	5/11/2020	BZG
N/A	C	DWG UPDATE	2/15/2022	CLQ



BOTTOM VIEW



FRONT VIEW



ISO VIEW

THIRD ANGLE PROJECTION

PROPRIETARY AND CONFIDENTIAL
 THE INFORMATION CONTAINED IN THIS DRAWING IS THE SOLE PROPERTY OF OCTANE WIRELESS. ANY REPRODUCTION IN PART OR AS A WHOLE WITHOUT THE WRITTEN PERMISSION OF OCTANE WIRELESS IS PROHIBITED.

UNLESS OTHERWISE SPECIFIED:		NAME	DATE
DIMENSIONS ARE IN INCHES		DRAWN	BZG 06/05/22
TOLERANCES:		CHECKED	CLQ 02/16/22
TWO PLACE DECIMAL ±.010		ENG APPR.	DN 06/05/20
THREE PLACE DECIMAL ±.005		MFG APPR.	AF 06/05/20
ANGULAR ±1°		COMMENTS:	
MATERIAL		SEE NOTES	
FINISH		SEE NOTES	
DO NOT SCALE DRAWING			

OCTANE WIRELESS 1340 CHARWOOD ROAD, SUITE L HANOVER, MD 21076		
TITLE: ASSEMBLY, FIXED ANTENNA, 1350-1390 MHz, VP, 3 dBi, TNC MALE CONNECTOR		
SIZE	DWG. NO.	REV
C	FV-1350-1390(3)	C
SHEET SCALE 5:4		SHEET 1 OF 1