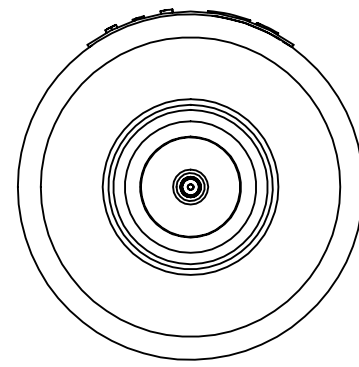
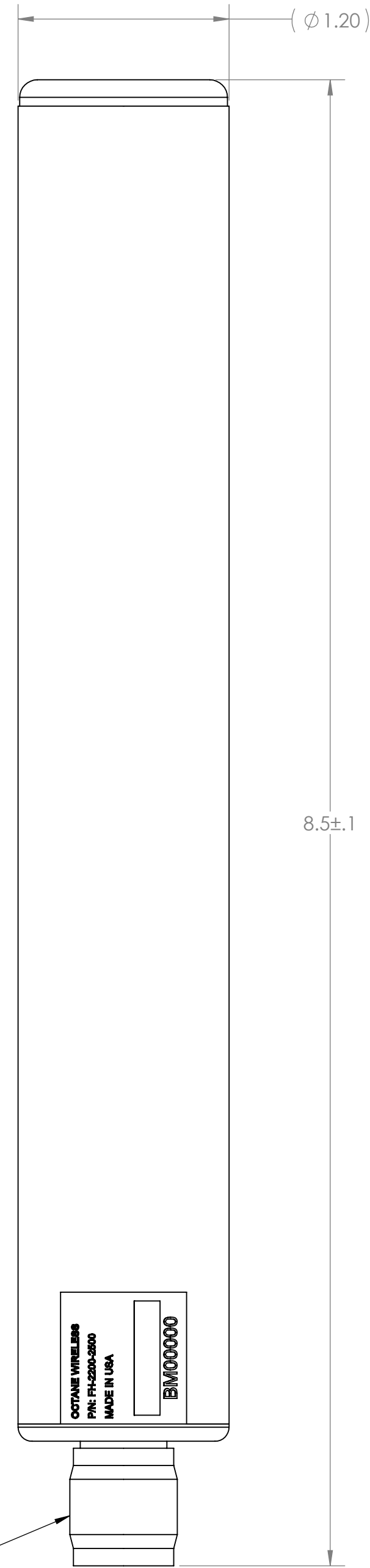


NOTES:

1. OCTANE P/N: 103077 -001
2. TRACEABILITY: OCTANE S/N
3. ALL DIMENSIONS IN PARENTHESES () ARE REFERENCE ONLY.
4. PART MARKING: OCTANE MODEL NUMBER LABEL
5. FREQUENCY RANGE: 2200-2500 MHz
6. WEIGHT: 3.2 OZ




BOTTOM VIEW



FRONT VIEW

TNC CONNECTOR, MALE

REVISIONS				
ZONE	REV.	DESCRIPTION	DATE	APPROVED
N/A	A	INITIAL RELEASE	4/26/2019	BZG
N/A	B	UPDATED CAP AND RADOME TO MATTE FINISH	5/11/2020	BZG
N/A	C	DWG UPDATE	11/23/2021	CLQ



ISO VIEW

THIRD ANGLE PROJECTION

PROPRIETARY AND CONFIDENTIAL
THE INFORMATION CONTAINED IN THIS DRAWING IS THE SOLE PROPERTY OF OCTANE WIRELESS. ANY REPRODUCTION IN PART OR AS A WHOLE WITHOUT THE WRITTEN PERMISSION OF OCTANE WIRELESS IS PROHIBITED.

UNLESS OTHERWISE SPECIFIED:		NAME	DATE
DIMENSIONS ARE IN INCHES		DRAWN	BZG 04/26/19
TOLERANCES:		CHECKED	CLQ 11/23/21
TWO PLACE DECIMAL ±.010		ENG APPR.	DN 04/26/19
THREE PLACE DECIMAL ±.005		MFG APPR.	AF 04/26/19
ANGULAR ±1°		COMMENTS:	ERROR:QAAppDate
MATERIAL		SEE NOTES	
FINISH		SEE NOTES	
DO NOT SCALE DRAWING			

OCTANE WIRELESS 1340 CHARWOOD ROAD, SUITE L HANOVER, MD 21076	
TITLE: ASSEMBLY, FIXED ANTENNA, 2200-2500 MHz, HP, TNC MALE CONNECTOR	
SIZE	DWG. NO.
C	FH-2200-2500
REV	C
SHEET SCALE 3:2	
SHEET 1 OF 1	

OCTANE WIRELESS 1340 CHARWOOD ROAD, SUITE L HANOVER, MD 21076	
TITLE: ASSEMBLY, FIXED ANTENNA, 2200-2500 MHz, HP, TNC MALE CONNECTOR	
SIZE	DWG. NO.
C	FH-2200-2500
REV	C
SHEET SCALE 3:2	
SHEET 1 OF 1	