


NOTES:

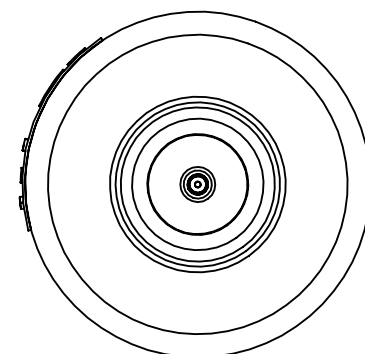
1. OCTANE P/N: 103564
2. TRACEABILITY: OCTANE S/N
3. ALL DIMENSIONS IN PARENTHESES ( ) ARE REFERENCE ONLY.
6. PART MARKING: OCTANE MODEL NUMBER LABEL
5. FREQUENCY RANGE: 2025-2110 MHz
6. WEIGHT: 3.1 OZ

REVISIONS				
ZONE	REV.	DESCRIPTION	DATE	APPROVED
N/A	A	DWG RELEASE	6/3/2021	BZG




FRONT VIEW

TNC CONNECTOR, MALE



BOTTOM VIEW



ISO VIEW

**THIRD ANGLE PROJECTION**

**PROPRIETARY AND CONFIDENTIAL**  
THE INFORMATION CONTAINED IN THIS DRAWING IS THE SOLE PROPERTY OF OCTANE WIRELESS. ANY REPRODUCTION IN PART OR AS A WHOLE WITHOUT THE WRITTEN PERMISSION OF OCTANE WIRELESS IS PROHIBITED.

UNLESS OTHERWISE SPECIFIED:	NAME	DATE	OCTANE WIRELESS 1340 CHARWOOD ROAD, SUITE L HANOVER, MD 21076	
DIMENSIONS ARE IN INCHES	DRAWN	BZG		06/03/2021
TOLERANCES:	CHECKED			
TWO PLACE DECIMAL $\pm .010$	ENG APPR.			
THREE PLACE DECIMAL $\pm .005$	MFG APPR.			
ANGULAR $\pm 1^\circ$	COMMENTS:			
MATERIAL	SEE NOTES			
FINISH	SEE NOTES			
DO NOT SCALE DRAWING				

**TITLE:**  
ASSEMBLY, FIXED ANTENNA,  
2025-2110 MHz, HP, TNC MALE  
CONNECTOR

SIZE	DWG. NO.	REV
<b>C</b>	FH-2025-2110	<b>A</b>
SHEET SCALE 3:2		SHEET 1 OF 1